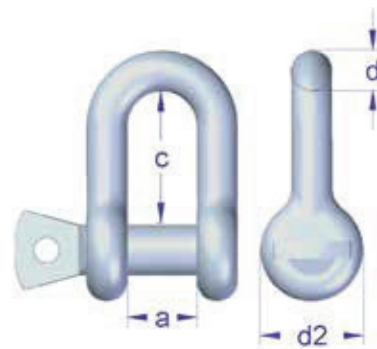


## Stainless Steel Shackle no. 730

Dee shackle with screw pin AISI 316

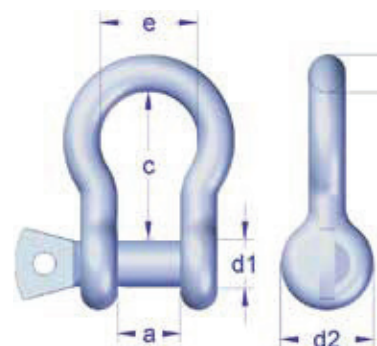
Art. no.	Dim. d1 (mm)	d	a	c	d 2	MBL	Weight (kgs)
A073004	M4	4	8	15	9		0.01
A073005	M5	5	10	17	10	1.2	0.01
A073006	M6	6	12	24	12	1.8	0.03
A073008	M8	8	16	30	16	2.8	0.06
A073010	M10	10	20	38	20	4.3	0.1
A073012	M12	12	26	50	24	6.5	0.2
A073016	M16	13	24	52	33	12	0.3
A073020	M20	16	28	65	40	16	0.6
A073022	M22	19	30	72	48	20	0.9
A073024	M25	22	37	71	52	27	1.3



## Stainless Steel Shackle no. 750

Bow shackle with screw pin AISI 316

Art. no.	Dim. d1 (mm)	d1	d	a	c	e	d2	MBL (tonnes)	Weight (kgs)
A075004	M4	4.0	4	8	18	13	9		0.01
A075005	M5	5.0	5	10	18	15	10	1.2	0.02
A075006	M6	6.0	6	12	22	17	12	1.8	0.03
A075008	M8	8.0	8	16	30	23	16	2.8	0.07
A075010	M10	10.0	10	20	36	27	20	4.3	0.11
A075012	M12	12.0	12	25	47	37	26	6.5	0.25
A075016	M16	13.0	13	25	47	33	33	12.0	0.33
A075020	M20	16.0	16	28	60	42	40	16.0	0.96
A075022	M22	19.0	19	31	71	51	48	20.0	1.0
A075024	M24	22.0	22	37	84	58	52	27.0	2.0

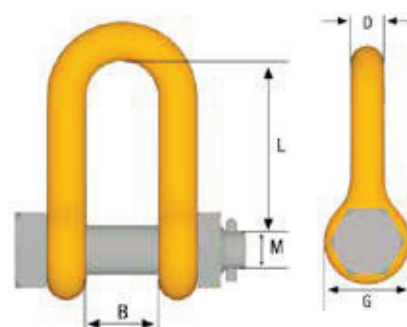


## Gunnebo Lifting Shackle SA

Acc. to EN 1677-1

Grade 8

Art. no.	Code	WLL (tonnes)	For chain dim. mm	L	B	D	G	M	Weight (kgs) appr.
Z100706	SA-7/8-8	2.0	7, 8	30	15	8	20	M10	0.1
Z298728	SA-10-8	3.2	10	52	24	13	35	M16	0.4
Z292528	SA-13-8	5.4	13	65	28	16	42	M20	0.7
Z293024	SA-16-8	8.0	16	72	30	18	46	M22	1
Z299622	SA-19-8	11.5	19	86	36	22	55	M27	1.7
Z294122	SA-22-8	15.5	22	94	40	25	62	M30	2.5
Z304328	SA-26-8	21.6	26	116	48	32	75	M39	5.2



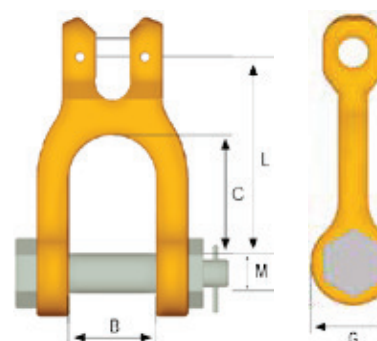
Finish: Painted yellow  
Material: Alloy steel  
Safety factor: 4:1

## Gunnebo Lifting Clevis Shackle GSA

Acc. to EN 1677-1

Grade 8

Art. no.	Code	WLL (tonnes)	For chain dim. (mm)	B	C	G	L	M	Weight (kgs) appr.
Z700882	GSA-7/8-8	2.0	7, 8	32	36	34	60	16	0.4
Z700883	GSA-10-8	3.15	10	34	48	40	80	20	0.8
Z700884	GSA-13-8	5.3	13	50	65	44	98	22	1.4
Z700885	GSA-16-8	8.0	16	60	70	54	114	27	2.4



Finish: Painted yellow  
Material: Alloy steel  
Safety factor: 4:1