

MR 'FIXED' MULTI RAIL GRABS



The MR Multi-rail grabs have been designed to facilitate the fast bulk handling of a *specific* rail section (details to be advised at time of order).

Rails are locked onto the clamp by swivelling toes that locate under the rail-head and top clamp body that rotates in a cam action pressing a hard rubber lined horizontal beam onto the top of the rail-head. The rubber lined contact beam prevents marking or damage to the rail-head.

Two clamps are recommended at centres of 50 to 60% of rail length for rails up to 20 mtr long. For rails longer than 20 mtr, three clamps at centre distance between outer clamps of 65 to 75% of rail length must be used. (NB. Clamp must be within rated WLL).

Rails to be lifted must be stacked with bottom flange toes touching. All rails must be of the same rail section size.

The master link used is ref: A8W26 (100mm x 180mm)

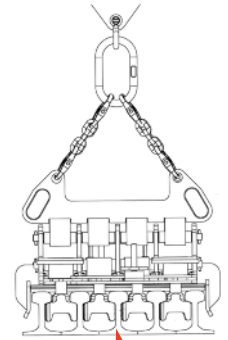
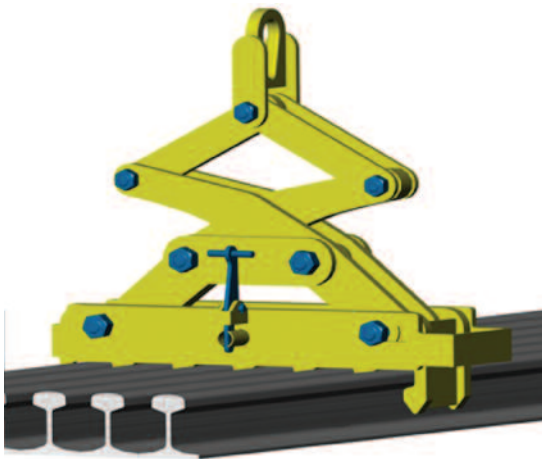


Illustration of MR Multi-rail configuration

| Model | Number of rails | WLL* kg | Weight* kg | Price* £ |
|-------|-----------------|------------|---------------|--------------|
| MR3 | 3 | 5000 | 84 | £2467 |
| MR4 | 4 | 5000 | 108 | £2731 |
| MR5 | 5 | 5000 | 132 | £3402 |
| MR6 | 6 | 6000 | 156 | £3585 |
| MR7 | 7 | 7000 | 180 | £4111 |
| MR8 | 8 | 8000 | 204 | £4262 |
| MR9 | 9 | 9000 | 228 | £4835 |
| MR10 | 10 | 10000 | 252 | £5408 |
| MR12 | 12 | 12000 | 300 | £6271 |

*Per clamp. • Please advise rail section when ordering.

MRC 'INTERCHANGEABLE' MULTI RAIL GRABS



The MRC Multi-rail grabs have been designed to facilitate the fast bulk handling of ALL rail sections.

The features and applications of the MRC Multi-rail grabs are similar to that of the MR Multi-rail clamps but with the added benefit of having interchangeable, modular designed comb sections. Various combs sections to suit specific rails can be combined with the same scissor mechanism. Alternative comb sections are to be purchased separately. Please contact our sales team for further details.

An additional feature of the MRC is that it can be fitted with an automatic open / close device that automatically engages the rail sections when the clamp is lifted from the rest position on top of the rails.

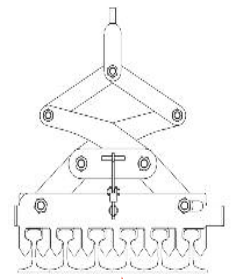


Illustration of MRC Multi-rail configuration

| Model | Number of rails | WLL kg | Weight (complete unit) kg | Top manual latch price £ | Comb manual latch price £ | Top auto latch price £ | Comb auto latch price £ |
|-------|-----------------|-----------|---------------------------------|--------------------------------|---------------------------------|------------------------------|-------------------------------|
| MRC4 | 4 | 5000 | 200 | £1193 | £1788 | £1412 | £1901 |
| MRC5 | 5 | 5000 | 230 | £1193 | £2517 | £1412 | £2631 |
| MRC6 | 6 | 6000 | 265 | £1193 | £2866 | £1412 | £2980 |
| MRC7 | 7 | 7000 | 295 | £1193 | £3290 | £1412 | £3301 |
| MRC8 | 8 | 8000 | 330 | £1490 | £3388 | £1710 | £3403 |

• Please advise rail section when ordering.