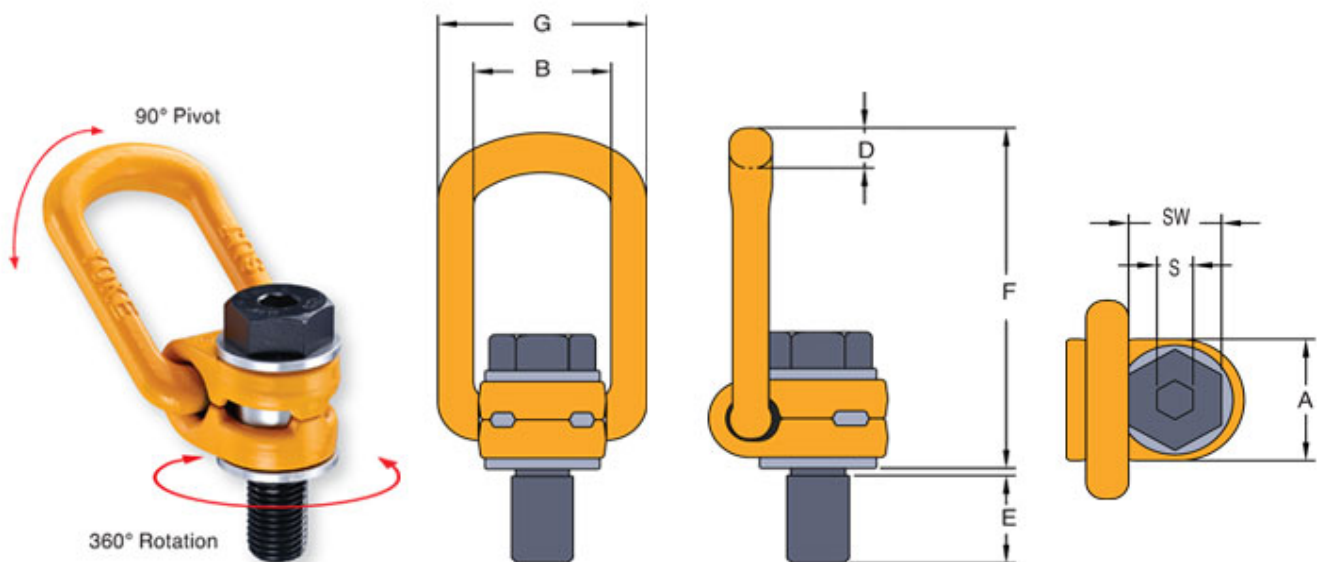


## Lifting Point Metric Thread

- Grade 10 Lifting Points are 360 degree rotation with a 90 degree pivot function
- Bolts are metric thread (ASME/ANSI B18.3.1M), specification is a grade 10.9 alloy socket head screw per DIN EN ISO 4762
- Proof Load individually to 2.5 times Working Load Limit and certified
- Rated at 100% at 90 degree angle
- 100% magnaflux crack detection
- Long shank bolts available on request

## USES

- Suited for lifting objects with no obvious attachment points
- Mold and die handling
- Pump and valve handling
- Ideal for lashing attachment points
- Suitable for attachment to lifting beams and spreader beams



## DIMENSIONAL SPECIFICATION

Part Code	WLL tonnes	Torque In Nm	Bolt Size	B mm	E st. mm	E ext. mm	A mm	G mm	D mm	F mm	S mm	SW mm	N.W. Kg
8-211-003	0.3	30	M8 x 1 x 1.25 x 45	35	11	76	30	55	10.0	85	6	13	0.2
8-211-006	0.63	60	M10 x 1.50 x 50	35	16	96	30	55	10.0	85	8	17	0.3
8-211-010	1.0	100	M12 x 1.75 x 60	37	18	114	33	57	13.5	98	8	19	0.5
8-211-012	1.2	120	M14 x 2.00 x	37	21	-	33	57	13.5	98	10	24	0.5

# Hawk

L I F T I N G

## Hawk Lifting Ltd

Unit 3 Spring Park | Clayburn Road | Grimethorpe | Bamsley | S72 7FD









tel 01226 718830 fax 01226 711951

email info@hawklifting.co.uk www.hawklifting.co.uk



8-211-015	1.5	150	M16 x 2.00 x 60	37	24	149	33	57	13.5	98	10	24	0.5
8-211-020	2.0	200	M18 x 2.00 x 65	54	26	-	50	82	16.5	140	12	30	1.3
8-211-025	2.5	250	M20 x 2.50 x 75	54	30	186	50	82	16.5	140	12	30	1.3
8-211-040	4.0	400	M24 x 3.00 x 80	54	36	221	50	82	16.5	140	14	36	1.4
8-211-042	4.0	400	M27 x 3.00 x 85	65	38	-	60	99	22.5	170	17	41	2.8
8-211-050	5.0	500	M30 x 3.50 x 110	65	48	278	60	99	22.5	170	17	46	3.1
8-211-070	7.0	700	M36 x 4.00 x 115	65	54	-	60	99	22.5	178	22	55	3.3
8-211-080	8.0	800	M36 x 4.00 x 125	85	62	222	77	124	26.5	225	22	55	5.8
8-211-100	10.0	1000	M42 x 4.50 x 140	85	72	272	77	124	26.5	225	24	65	6.3
8-211-150	15.0	1500	M42 x 4.50 x 150	104	63	264	95	158	36.0	261	24	65	10.9
8-211-200	20.0	2000	M48 x 5.00 x 160	104	72	295	95	158	36.0	261	27	75	11.6
			170										

### Lifting point working load application

										
Number of leg	1	2	1	2	2	2	3-4	3-4		
Load Direction	0°	0°	90°	90°	0-45°	45-60°	unsymm.	0-45°	45-60°	unsymm.
8-211-003 M8	0.3	0.6	0.3	0.6	0.42	0.3	0.3	0.63	0.45	0.3
8-211-006 M10	0.63	1.26	0.63	1.26	0.88	0.63	0.63	1.32	0.95	0.63
8-211-010 M12	1.0	2.0	1.0	2.0	1.4	1.0	1.0	2.1	1.5	1.0
8-211-012 M14	1.2	2.4	1.2	2.4	1.7	1.2	1.2	2.5	1.8	1.2
8-211-015 M16	1.5	3.0	1.5	3.0	2.1	1.5	1.5	3.1	2.2	1.5
8-211-020 M18	2.0	4.0	2.0	4.0	2.8	2.0	2.0	4.2	3.0	2.0
8-211-025 M20	2.5	5.0	2.5	5.0	3.5	2.5	2.5	5.2	3.7	2.5
8-211-040 M24	4.0	8.0	4.0	8.0	5.6	4.0	4.0	8.4	6.0	4.0
8-211-042	4.0	8.0	4.0	8.0	5.6	4.0	4.0	8.4	6.0	4.0

tel 01226 718830 www.hawklifting.co.uk

# Hawk

L I F T I N G

**Hawk Lifting Ltd**

Unit 3 Spring Park | Clayburn Road | Grimethorpe | Bamsley | S72 7FD

**tel** 01226 718830 **fax** 01226 711951

**email** info@hawklifting.co.uk **www.hawklifting.co.uk**



M27											
8-211-050	5.0	10.0	5.0	10.0	7.0	5.0	5.0	10.5	7.5	5.0	
M30											
8-211-070	7.0	14.0	7.0	14.0	9.8	7.0	7.0	14.7	10.5	7.0	
M36											
8-211-080	8.0	16.0	8.0	16.0	11.2	8.0	8.0	16.8	12.0	8.0	
M42											
8-211-100	10.0	20.0	10.0	20.0	14.0	10.0	10.0	21.0	15.0	10.0	
M42											
8-211-150	15.0	30.0	15.0	30.0	21.0	15.0	15.0	31.5	22.5	15.0	
M42											
8-211-200	20.0	40.0	20.0	40.0	28.0	20.0	20.0	42.0	30.0	20.0	
M48											